
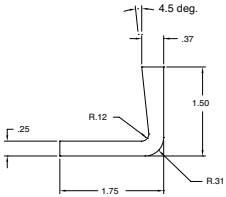


# Special Industry Components

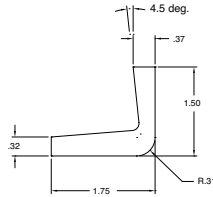


## Specialty Chain Guides For Bakery and Dairy Applications

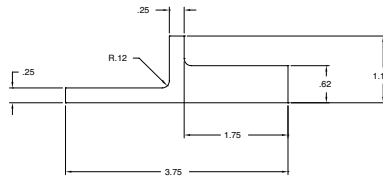
Bakery and Dairy carton conveyors commonly use 3500 chain for moving cartons and pans. To accommodate this chain, a carry and return chain guide is often used. Chain guide is available in machined and extruded variations.



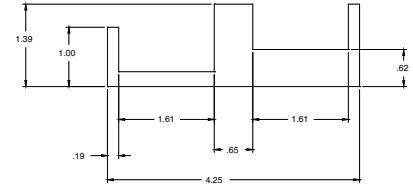
150315



150316



150317




150318



Guide rail used in a filling application

## Filling Applications

Slideways produces many different products that are used in filling applications. Whether liquids, powders, tablets or other solids, Slideways can produce the components designed to fit your application.



Manifold used for a tablet filling application



Star wheels for liquid and dry applications



## Specialty Packaging Components

Slideways produces a wide variety of components for packaging applications. Our flexible manufacturing capabilities enable us to manufacture unique parts small and large volumes.



- ▲ These packaging lines include Slideways belt attachments, guide blocks and pin guides.
- ◀ We produced just two of these parts, used to apply labels to small bottles in a dairy.