

Wastewater: Wear Strips

Slideways wastewater wear strips are made from reprocessed UHMW and use 1-3/8" washers.



CHAMFERED WEARSTRIP



CHAMFERED STARTER STRIP



SQUARE FILLER STRIP



SQUARE STARTER STRIP

Wastewater Filler Wear Strips

Part No.	Thickness	Width	Length	Centerline
SFWS05	3/8"	2-5/8"	120"	1-5/16"
SFWS10	3/8"	3"	120"	1-1/2"
SFWS15	1/2"	2-1/2"	120"	1-1/4"
SFWS20	1/2"	3"	120"	1-1/2"
SFWS22	1/2"	3-1/2"	120"	1-3/4"
SFWS25	1/2"	4"	120"	2"
SFWS30	1/2"	5"	120"	2-1/2"
SFWS35	5/8"	2-1/2"	120"	1-1/4"
SFWS40	5/8"	3"	120"	1-1/2"
SFWS45	5/8"	4"	120"	2"
SFWS50	5/8"	5"	120"	2-1/2"

Wastewater Starter Wear Strips

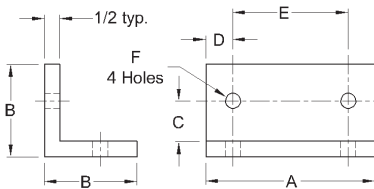
Part No.	Thickness	Width	Length	Centerline
SSWS05	3/8"	2-5/8"	120"	1-5/16"
SSWS10	3/8"	3"	120"	1-1/2"
SSWS15	1/2"	2-1/2"	120"	1-1/4"
SSWS20	1/2"	3"	120"	1-1/2"
SSWS22	1/2"	3-1/2"	120"	1-3/4"
SSWS25	1/2"	4"	120"	2"
SSWS30	1/2"	5"	120"	2-1/2"
SSWS35	5/8"	2-1/2"	120"	1-1/4"
SSWS40	5/8"	3"	120"	1-1/2"
SSWS45	5/8"	4"	120"	2"
SSWS50	5/8"	5"	120"	2-1/2"

Washers (sold in boxes of 100)

Part No.	Material	Diameter
SCSW	Carbon steel	1-3/8"
SSWS	Stainless steel	1-3/8"

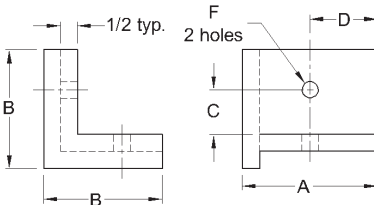
Wastewater: Wearshoes

Carrying Wearshoe



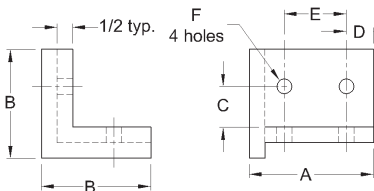
Part Number	A	B	C	D	E	F
SCWS 0001	5-1/2"	3"	1-5/16"	7/8"	3-3/4"	1/2"
SCWS 0550	5-1/2"	3"	1-3/8"	7/8"	3-3/4"	1/2"
SCWS 0600	6"	3"	1-3/8"	1-1/8"	3-3/4"	1/2"

Single-hole Return Wearshoe



Part Number	A	B	C	D	E	F
SSHRW 001	4"	3-1/2"	1-5/16"	2"	—	1/2"
SSHRW 002	4"	3-1/2"	1-3/8"	2"	—	1/2"
SSHRW 003	4-1/2"	3-1/2"	1-3/8"	2-1/4"	—	1/2"

Double-hole Return Wearshoe



Part Number	A	B	C	D	E	F
SDHRW 0040	4"	3-1/2"	1-3/8"	7/8"	2"	1/2"
SDHRW 0450	4-1/2"	3-1/2"	1-3/8"	7/8"	1"	1/2"
SDHRW 0600	6"	3-1/2"	1-3/8"	1-1/8"	3-3/4"	1/2"